



**SECURITIES TRANSFER SERVICES, INC.**

June 19, 2015

**STARMALLS, INC.**

Upper G/F Worlwide Corporate Center  
Shaw Blvd., Mandaluyong City

Attention: **MR. JERRY M. NAVARRETE**  
*Chairman & President*

Re: Report on the Ownership of Capital Stock of  
Starmalls, Inc. as of *May 31, 2015*

Dear Mr. Navarrete:

Relative to the above captioned subject, please find the relevant information regarding *Starmalls, Inc.'s* ownership of capital stock as of *May 31, 2015*.

- Shares Issued and Outstanding

Beneficial ownership per nationality

Common	No. of shares	Percentage
Filipino	7,616,372,429	90.39%
Foreign	809,608,726	9.61%
Shares Issued and Outstanding	8,425,981,155	100.00%

Preferred	No. of shares	Percentage
Filipino	2,350,000,000	100.00%


- Total number of stockholders
 

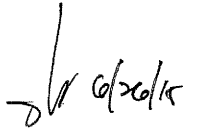
Common	441
Preferred	1
- Total number of stockholder owning at least one board lot 424

Attached also is a certified list of top 20 stockholders as of *May 31, 2015* for your information and reference.

Thank you.

Very truly yours,

  
**AARON JASON B. TIRONA**  
*Head of Operations*

  
**MAY MARIE C. LORIO**


ssst823  
 2015-06-19  
 03:02:51 PM


Starmalls, Inc.  
 STOCK TRANSFER MODULE  
 List of Top 20 Stockholders  
 As of May 31, 2015

RANK	STOCKHOLDER NAME	Common	TOTAL SHARES	% OF O/S
1	PCD NOMINEE CORPORATION (FILIPINO)	5,022,101,983	5,022,101,983	59.602578 %
2	FINE PROPERTIES, INC.	2,573,507,156	2,573,507,156	30.542522 %
3	LAND AND HOUSES PUBLIC COMPANY LIMITED	808,431,465	808,431,465	9.594508 %
4	ALTHORP HOLDINGS INC.	14,909,708	14,909,708	0.176949 %
5	PETER O. TAN	1,798,000	1,798,000	0.021339 %
6	PETER TAN &/OR MARILOU TAN	1,524,000	1,524,000	0.018087 %
7	PCD NOMINEE CORPORATION (FOREIGN)	1,044,703	1,044,703	0.012399 %
8	CAMPOS, LANUZA & CO., INC.	210,000	210,000	0.002492 %
9	ARTHUR WINIKOFF FAO OBMVM	120,000	120,000	0.001424 %
10	ORION-SQUIRE CAPITAL, INC.	82,000	82,000	0.000973 %
11	ORION-SQUIRE SEC., INC.	77,900	77,900	0.000925 %
12	CUA, ANG & CHUA SECURITIES INC.	66,000	66,000	0.000783 %
13	DEES SECURITIES CORP.	60,715	60,715	0.000721 %
14	PAIC SECURITIES CORPORATION	60,400	60,400	0.000717 %
15	TANSENGCO & CO., INC.	56,000	56,000	0.000665 %
16	ANSALDO, GODINEZ & CO., INC.	54,286	54,286	0.000644 %
17	FINVEST SEC. CO., INC.	50,000	50,000	0.000593 %
18	BENITO PENALOSA	50,000	50,000	0.000593 %
19	MARIO OSMENA JR.	50,000	50,000	0.000593 %
20	DAVID LIMQUECO KHO	40,000	40,000	0.000475 %
		8,424,294,316	8,424,294,316	99.979981 %

TOTAL NO. OF SHARES : 8,425,981,155 ✓  
 TOTAL NO. OF DISTINCT STOCKHOLDERS : 441 ✓  
 TOTAL NO. OF ACCOUNTS : 441 ✓

I HEREBY CERTIFY THAT THE ABOVE REPORT IS TRUE AND CORRECT.  
 Securities Transfer Services Inc. (STSI)  
 (AS TRANSFER AGENT)

  
 Aaron Jason B. Tirona  
 Head of Operations

  
 MAY JORIE C. LORIO

ssst823  
2015-06-19  
03:01:59 PM


Starmalls Incorporated (Preferred)  
STOCK TRANSFER MODULE  
List of Top 1 Stockholders  
As of May 31, 2015

PAGE 1

RANK	STOCKHOLDER NAME	Preferred	TOTAL SHARES	% OF O/S
1	FINE PROPERTIES, INC.	2,350,000,000	2,350,000,000	100.000000 %
		2,350,000,000	2,350,000,000	100.000000 %

TOTAL NO. OF SHARES : 2,350,000,000  
TOTAL NO. OF DISTINCT STOCKHOLDERS : 1  
TOTAL NO. OF ACCOUNTS : 1

I HEREBY CERTIFY THAT THE ABOVE REPORT IS TRUE AND CORRECT.  
Securities Transfer Services Inc. (STSI)  
(AS TRANSFER AGENT)

  
\_\_\_\_\_  
Aaron Jason B. Throna  
Head of Operations