



**SECURITIES TRANSFER SERVICES, INC.**

August 19, 2015

**STARMALLS, INC.**

Upper G/F Worlwide Corporate Center  
Shaw Blvd., Mandaluyong City

Attention: **MR. JERRY M. NAVARRETE**  
*Chairman & President*

Re: Report on the Ownership of Capital Stock of  
Starmalls, Inc. as of July 31, 2015

Dear Mr. Navarrete:

Relative to the above captioned subject, please find the relevant information regarding *Starmalls, Inc.*'s ownership of capital stock as of July 31, 2015.

- Shares Issued and Outstanding

Beneficial ownership per nationality

Common	No. of shares	Percentage
Filipino	7,616,230,230	90.39%
Foreign	809,750,926	9.61%
-----		
Shares Issued and Outstanding	8,425,981,156	100.00%
=====		
Preferred	No. of shares	Percentage
Filipino	2,350,000,000	100.00%
=====		


- Total number of stockholders
 

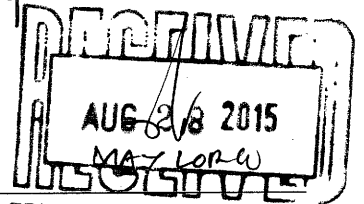
Common	441
Preferred	1
- Total number of stockholder owning at least one board lot 424

Attached also is a certified list of top 20 stockholders as of July 31, 2015 for your information and reference.

Thank you.

Very truly yours,

  
**AARON JASON B. TIRONA**  
 Head of Operations




ssst823  
2015-08-19  
01:02:29 PM

Starmalls, Inc.  
STOCK TRANSFER MODULE  
List of Top 20 Stockholders  
As of Jul 31, 2015

RANK	STOCKHOLDER NAME	Common	TOTAL SHARES	% OF O/S
1	PCD NOMINEE CORPORATION (FILIPINO)	5,021,959,783	5,021,959,783	59.600890 %
2	FINE PROPERTIES, INC.	2,573,507,157	2,573,507,157	30.542522 %
3	LAND AND HOUSES PUBLIC COMPANY LIMITED	808,431,465	808,431,465	9.594508 %
4	ALTHORP HOLDINGS INC.	14,909,708	14,909,708	0.176949 %
5	PETER O. TAN	1,798,000	1,798,000	0.021339 %
6	PETER TAN &/OR MARILOU TAN	1,524,000	1,524,000	0.018087 %
7	PCD NOMINEE CORPORATION (FOREIGN)	1,186,903	1,186,903	0.014086 %
8	CAMPOS, LANUZA & CO., INC.	210,000	210,000	0.002492 %
9	ARTHUR WINIKOFF FAO OBMVM	120,000	120,000	0.001424 %
10	ORION-SQUIRE CAPITAL, INC.	82,000	82,000	0.000973 %
11	ORION-SQUIRE SEC., INC.	77,900	77,900	0.000925 %
12	CUA, ANG & CHUA SECURITIES INC.	66,000	66,000	0.000783 %
13	DEES SECURITIES CORP.	60,715	60,715	0.000721 %
14	PAIC SECURITIES CORPORATION	60,400	60,400	0.000717 %
15	TANSENGCO & CO., INC.	56,000	56,000	0.000665 %
16	ANSALDO, GODINEZ & CO., INC.	54,286	54,286	0.000644 %
17	FINVEST SEC. CO., INC.	50,000	50,000	0.000593 %
18	BENITO PENALOSA	50,000	50,000	0.000593 %
19	MARIO OSMENA JR.	50,000	50,000	0.000593 %
20	DAVID LIMQUECO KHO	40,000	40,000	0.000475 %
		8,424,294,317	8,424,294,317	99.979981 %

TOTAL NO. OF SHARES : 8,425,981,156 -  
TOTAL NO. OF DISTINCT STOCKHOLDERS : 441 -  
TOTAL NO. OF ACCOUNTS : 441 -

I HEREBY CERTIFY THAT THE ABOVE REPORT IS TRUE AND CORRECT.  
Securities Transfer Services Inc. (STSI)  
(AS TRANSFER AGENT)

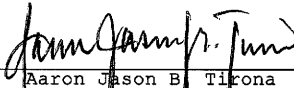
  
\_\_\_\_\_  
Aaron Jason B. Tirona  
Head of Operations

ssst823  
2015-08-19  
01:02:56 PM

Starmalls Incorporated (Preferred)  
STOCK TRANSFER MODULE  
List of Top 1 Stockholders  
As of Jul 31, 2015

RANK	STOCKHOLDER NAME	Preferred	TOTAL SHARES	% OF O/S
1	FINE PROPERTIES, INC.	2,350,000,000	2,350,000,000	100.000000 %
		-----	-----	-----
		2,350,000,000	2,350,000,000	100.000000 %
		=====	=====	=====
TOTAL NO. OF SHARES :		2,350,000,000	-	
TOTAL NO. OF DISTINCT STOCKHOLDERS :		1	-	
TOTAL NO. OF ACCOUNTS :		1	-	

I HEREBY CERTIFY THAT THE ABOVE REPORT IS TRUE AND CORRECT.  
Securities Transfer Services Inc. (STSI)  
(AS TRANSFER AGENT)

  
\_\_\_\_\_  
Aaron Jason B. Tirona  
Head of Operations