



SECURITIES TRANSFER SERVICES, INC.

November 6, 2015

STARMALLS, INC.

Upper G/F Worlwide Corporate Center
Shaw Blvd., Mandaluyong City

Attention: **MR. JERRY M. NAVARRETE**
Chairman & President

Re: Report on Starmalls, Inc.
Ownership of Capital Stock as of October 31, 2015

Dear Mr. Navarrete:

Below is the summary of information regarding Starmalls, Inc.'s capital stock as of October 31, 2015:

- Shares Issued and Outstanding

Beneficial ownership per nationality

Common	No. of shares	Percentage
Filipino	7,614,945,130	90.37%
Foreign	811,036,026	9.63%
	-----	-----
Shares Issued and Outstanding	8,425,981,156	100.00%
	=====	=====

Preferred	No. of shares	Percentage
Filipino	2,350,000,000	100.00%
	=====	=====

- Total number of stockholders


Common	441
Preferred	1

- Total number of stockholder owning at least one board lot 424

We have also attached the certified list of top 20 stockholders for your information and reference.

Thank you.

Very truly yours,


AARON JASON B. TIRONA
Head of Operations

ssst823
2015-11-06
09:09:09 AM

Starmalls, Inc.
STOCK TRANSFER MODULE
List of Top 20 Stockholders
As of Oct 31, 2015


PAGE

1

RANK	STOCKHOLDER NAME	Common	TOTAL SHARES	% OF O/S
1	PCD NOMINEE CORPORATION (FILIPINO)	5,020,674,683	5,020,674,683	59.585639 %
2	FINE PROPERTIES, INC.	2,573,507,157	2,573,507,157	30.542522 %
3	LAND AND HOUSES PUBLIC COMPANY LIMITED	808,431,465	808,431,465	9.594508 %
4	ALTHORP HOLDINGS INC.	14,909,708	14,909,708	0.176949 %
5	PCD NOMINEE CORPORATION (FOREIGN)	2,472,003	2,472,003	0.029338 %
6	PETER O. TAN	1,798,000	1,798,000	0.021339 %
7	PETER TAN &/OR MARILOU TAN	1,524,000	1,524,000	0.018087 %
8	CAMPOS, LANUZA & CO., INC.	210,000	210,000	0.002492 %
9	ARTHUR WINIKOFF FAO OBMVM	120,000	120,000	0.001424 %
10	ORION-SQUIRE CAPITAL, INC.	82,000	82,000	0.000973 %
11	ORION-SQUIRE SEC., INC.	77,900	77,900	0.000925 %
12	CUA, ANG & CHUA SECURITIES INC.	66,000	66,000	0.000783 %
13	DEES SECURITIES CORP.	60,715	60,715	0.000721 %
14	PAIC SECURITIES CORPORATION	60,400	60,400	0.000717 %
15	TANSENGCO & CO., INC.	56,000	56,000	0.000665 %
16	ANSALDO, GODINEZ & CO., INC.	54,286	54,286	0.000644 %
17	FINVEST SEC. CO., INC.	50,000	50,000	0.000593 %
18	BENITO PENALOSA	50,000	50,000	0.000593 %
19	MARIO OSMENA JR.	50,000	50,000	0.000593 %
20	DAVID LIMQUECO KHO	40,000	40,000	0.000475 %
		8,424,294,317	8,424,294,317	99.979981 %

TOTAL NO. OF SHARES : 8,425,981,156
TOTAL NO. OF DISTINCT STOCKHOLDERS : 441
TOTAL NO. OF ACCOUNTS : 441

I HEREBY CERTIFY THAT THE ABOVE REPORT IS TRUE AND CORRECT.
Securities Transfer Services Inc. (STSI)
(AS TRANSFER AGENT)



Aaron Jason B. Tirbna
Head of Operations


ssst823
2015-11-06
09:09:48 AM

Starmalls Incorporated (Preferred)
STOCK TRANSFER MODULE
List of Top 20 Stockholders
As of Oct 31, 2015

PAGE 1

RANK	STOCKHOLDER NAME	Preferred	TOTAL SHARES	% OF O/S
1	FINE PROPERTIES, INC.	2,350,000,000	2,350,000,000	100.000000 %
		2,350,000,000	2,350,000,000	100.000000 %
	TOTAL NO. OF SHARES :	2,350,000,000		
	TOTAL NO. OF DISTINCT STOCKHOLDERS :	1		
	TOTAL NO. OF ACCOUNTS :	1		

I HEREBY CERTIFY THAT THE ABOVE REPORT IS TRUE AND CORRECT.
Securities Transfer Services Inc. (STSI)
(AS TRANSFER AGENT)


Aaron Jason B. Tirona
Head of Operations