



**SECURITIES TRANSFER SERVICES, INC.**

December 8, 2015

**STARMALLS, INC.**

Upper G/F Worlwide Corporate Center  
Shaw Blvd., Mandaluyong City

Attention: **MR. JERRY M. NAVARRETE**  
*Chairman & President*

Re: Report on Starmalls, Inc.  
Ownership of Capital Stock as of November 30, 2015

Dear Mr. Navarrete:

Below is the summary of information regarding Starmalls, Inc.'s capital stock as of November 30, 2015:

- Shares Issued and Outstanding

Beneficial ownership per nationality

| Common                        | No. of shares | Percentage |
|-------------------------------|---------------|------------|
| Filipino                      | 7,613,521,930 | 90.36%     |
| Foreign                       | 812,459,226   | 9.64%      |
|                               | -----         | -----      |
| Shares Issued and Outstanding | 8,425,981,156 | 100.00%    |
|                               | =====         | =====      |

| Preferred | No. of shares | Percentage |
|-----------|---------------|------------|
| Filipino  | 2,350,000,000 | 100.00%    |
|           | =====         | =====      |

- Total number of stockholders


|           |     |
|-----------|-----|
| Common    | 441 |
| Preferred | 1   |

- Total number of stockholder owning at least one board lot 424

We have also attached the certified list of top 20 stockholders for your information and reference.

Thank you.

Very truly yours,

  
**AARON JASON B. TIRONA**  
 Head of Operations


ssst823  
 2015-12-08  
 02:08:28 PM

Starmalls, Inc.  
 STOCK TRANSFER MODULE  
 List of Top 20 Stockholders  
 As of Nov 30, 2015

| RANK | STOCKHOLDER NAME                       | Common        | TOTAL SHARES  | % OF O/S    |
|------|--|---------------|---------------|-------------|
| 1    | PCD NOMINEE CORPORATION (FILIPINO)     | 5,019,251,483 | 5,019,251,483 | 59.568748 % |
| 2    | FINE PROPERTIES, INC.                  | 2,573,507,157 | 2,573,507,157 | 30.542522 % |
| 3    | LAND AND HOUSES PUBLIC COMPANY LIMITED | 808,431,465   | 808,431,465   | 9.594508 %  |
| 4    | ALTHORP HOLDINGS INC.                  | 14,909,708    | 14,909,708    | 0.176949 %  |
| 5    | PCD NOMINEE CORPORATION (FOREIGN)      | 3,895,203     | 3,895,203     | 0.046228 %  |
| 6    | PETER O. TAN                           | 1,798,000     | 1,798,000     | 0.021339 %  |
| 7    | PETER TAN &/OR MARILOU TAN             | 1,524,000     | 1,524,000     | 0.018087 %  |
| 8    | CAMPOS, LANUZA & CO., INC.             | 210,000       | 210,000       | 0.002492 %  |
| 9    | ARTHUR WINIKOFF FAO OBMVM              | 120,000       | 120,000       | 0.001424 %  |
| 10   | ORION-SQUIRE CAPITAL, INC.             | 82,000        | 82,000        | 0.000973 %  |
| 11   | ORION-SQUIRE SEC., INC.                | 77,900        | 77,900        | 0.000925 %  |
| 12   | CUA, ANG & CHUA SECURITIES INC.        | 66,000        | 66,000        | 0.000783 %  |
| 13   | DEES SECURITIES CORP.                  | 60,715        | 60,715        | 0.000721 %  |
| 14   | PAIC SECURITIES CORPORATION            | 60,400        | 60,400        | 0.000717 %  |
| 15   | TANSENGCO & CO., INC.                  | 56,000        | 56,000        | 0.000665 %  |
| 16   | ANSALDO, GODINEZ & CO., INC.           | 54,286        | 54,286        | 0.000644 %  |
| 17   | FINVEST SEC. CO., INC.                 | 50,000        | 50,000        | 0.000593 %  |
| 18   | BENITO PENALOSA                        | 50,000        | 50,000        | 0.000593 %  |
| 19   | MARIO OSMENA JR.                       | 50,000        | 50,000        | 0.000593 %  |
| 20   | DAVID LIMQUECO KHO                     | 40,000        | 40,000        | 0.000475 %  |
|      |  | 8,424,294,317 | 8,424,294,317 | 99.979981 % |

TOTAL NO. OF SHARES : 8,425,981,156  
 TOTAL NO. OF DISTINCT STOCKHOLDERS : 441  
 TOTAL NO. OF ACCOUNTS : 441

I HEREBY CERTIFY THAT THE ABOVE REPORT IS TRUE AND CORRECT.  
 Securities Transfer Services Inc. (STSI)  
 (AS TRANSFER AGENT)

  
 \_\_\_\_\_  
 Aaron Jason B. Tirona  
 Head of Operations


ssst823  
2015-12-08  
02:09:05 PM

Starmalls Incorporated (Preferred)  
STOCK TRANSFER MODULE  
List of Top 1 Stockholders  
As of Nov 30, 2015

| RANK | STOCKHOLDER NAME      | Preferred     | TOTAL SHARES  | % OF O/S     |
|------|-----------------------|---------------|---------------|--------------|
| 1    | FINE PROPERTIES, INC. | 2,350,000,000 | 2,350,000,000 | 100.000000 % |
|      |                       | -----         | -----         | -----        |
|      |                       | 2,350,000,000 | 2,350,000,000 | 100.000000 % |
|      |                       | =====         | =====         | =====        |

TOTAL NO. OF SHARES : 2,350,000,000  
TOTAL NO. OF DISTINCT STOCKHOLDERS : 1  
TOTAL NO. OF ACCOUNTS : 1

I HEREBY CERTIFY THAT THE ABOVE REPORT IS TRUE AND CORRECT.  
Securities Transfer Services Inc. (STSI)  
(AS TRANSFER AGENT)

  
\_\_\_\_\_  
Aaron Jason B. Tirona  
Head of Operations